

Scaled data based on original data using
LM-79-08 Approved Method: Electrical and Photometric Measurements of Solid-
State Lighting Products

Test Report Prepared for
Cooper Lighting Solutions
(formerly Eaton)

Brand: INVUE

Report Number: P672711

Luminaire Tested: **CCP-SA-1D-760-U-5NQ**

Issue Date: 04/16/2023



Test Information

Test Method: LM-79-08
Report Number: P672711
Test Lab: INNOVATION CENTER(G2)
Issue Date: 04/16/2023
Manufacturer: COOPER LIGHTING SOLUTIONS (FORMERLY EATON)
Product Line: INVUE
Catalog Number: CCP-SA-1D-760-U-5NQ
Description: INVUE CLEAR CURVE POLE MOUNT LIGHT SQUARE LUMINAIRE @800mA w/ 5NQ distribution lens
Light Source: (16) 5700K CCT, 70 CRI LEDS
Ballast/Driver: ELECTRONIC DRIVER

Summary

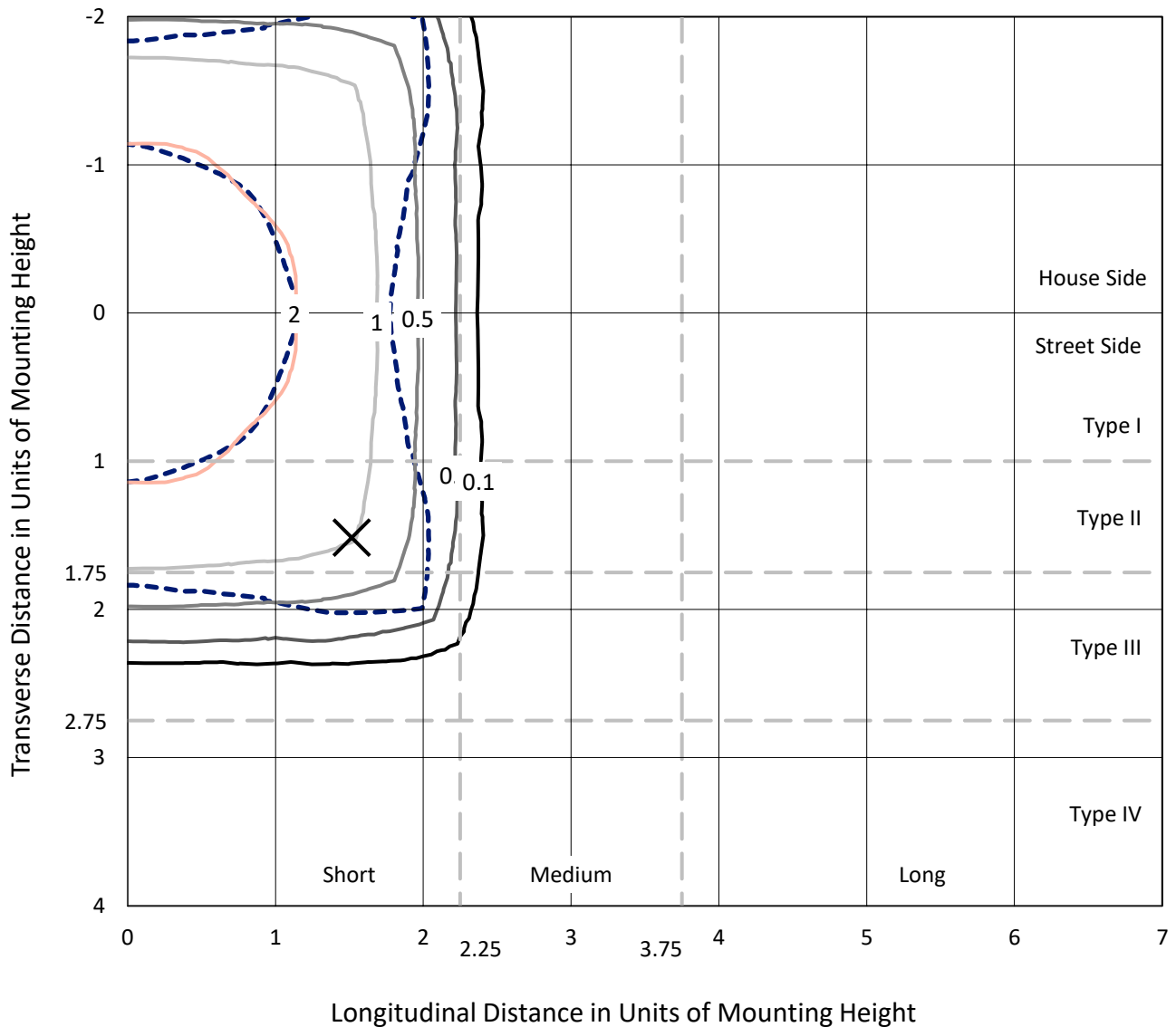
Lumens per Lamp: N/A
Luminaire Lumens: 5936.3 lumens
Efficiency: N/A
Efficacy: 134.9 lumens/watt
Luminous Opening: Rectangular (W 1' x L: 0.5' x H: 0')
IES Classification: Type V - Short
BUG Rating: B2 - U0 - G1

Input Watts (W): 44
Input Voltage (V): 120
Input Current (Ain): NR
Voltage Rise (V): NR
Power Factor: NR
Total Harmonic Distortion (THDi): NR
Frequency (hertz): 60
Stabilization Time: NR
Operation Time: NR
Ambient Temperature (°C): NR
Test Distance: 25 FT

REPORT NUMBER: P672711
 CATALOG NUMBER: CCP-SA-1D-760-U-5NQ

Iso-Footcandle Lines of Horizontal Illumination

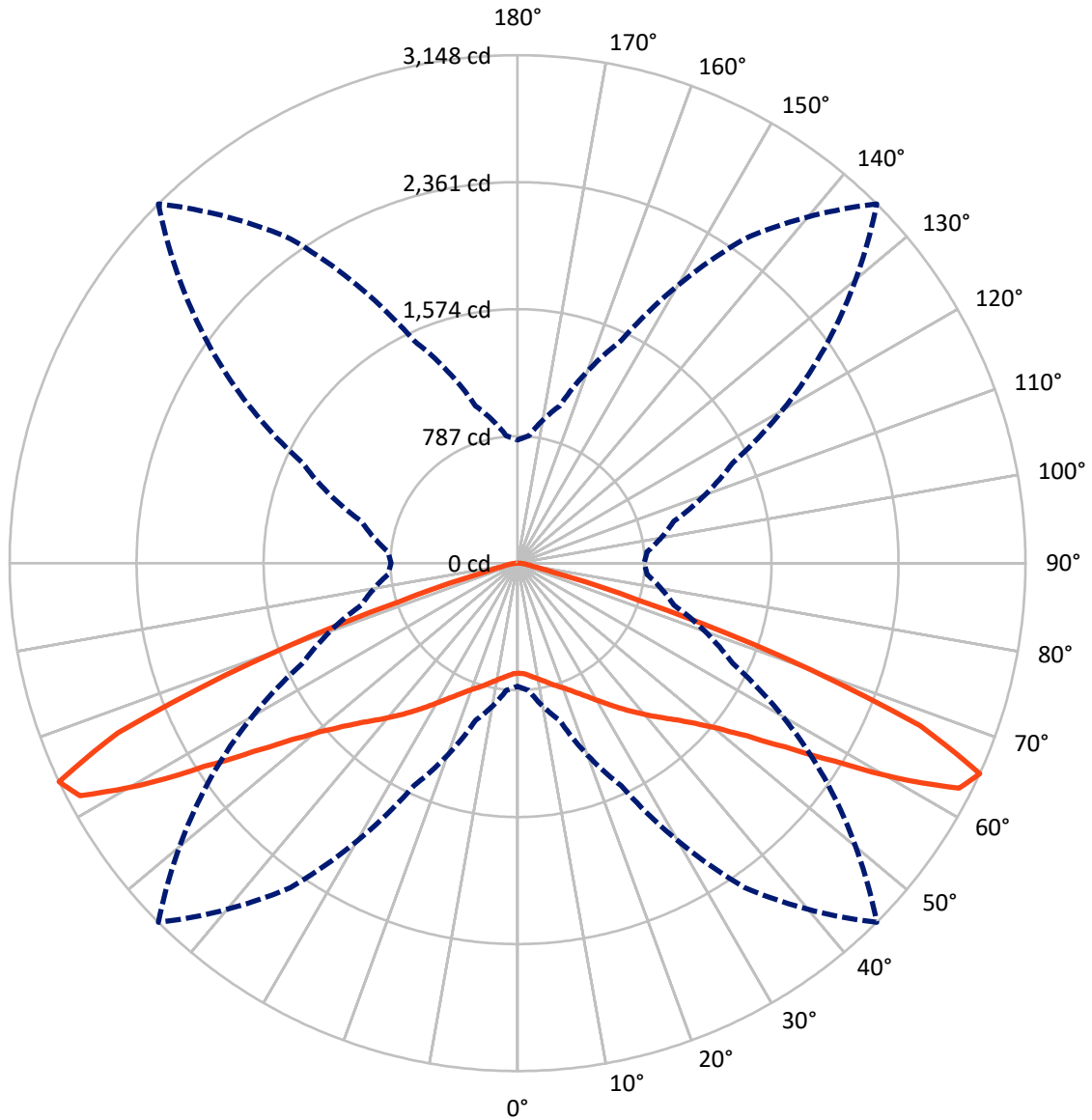
✕ Max cd
 - - - 1/2 Max cd



Based on 15 foot mounting height. Maximum calculated value = 3.1 fc
 Type V - Short - N/A

REPORT NUMBER: P672711
CATALOG NUMBER: CCP-SA-1D-760-U-5NQ

Luminous Intensity Polar Plot



— Vertical Plane Through 45-Deg Lateral - - - Horizontal Cone Through 65-Deg Vertical

REPORT NUMBER: P672711

CATALOG NUMBER: CCP-SA-1D-760-U-5NQ

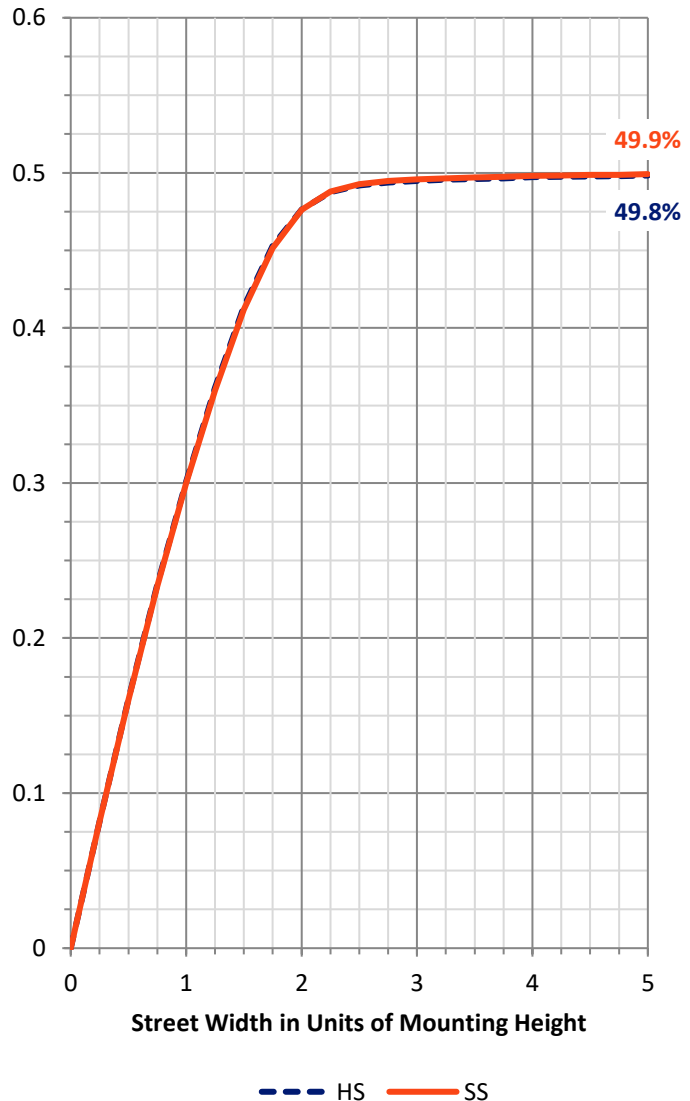
FLUX DISTRIBUTION:

		Downward	Upward	Total
House Side	Lumens	2968.2	0.0	2968.2
	% Fixture	50.0	0.0	50.0
Street Side	Lumens	2968.2	0.0	2968.2
	% Fixture	50.0	0.0	50.0
Total	Lumens	5936.3	0.0	5936.3
	% Fixture	100.0	0.0	100.0

Coefficient of Utilization

ZONAL LUMENS:

Zone	Lumens	% Fixture
0°-10°	67.6	1.1
10°-20°	220.7	3.7
20°-30°	418.6	7.1
30°-40°	702.0	11.8
40°-50°	1110.8	18.7
50°-60°	1745.0	29.4
60°-70°	1474.4	24.8
70°-80°	171.7	2.9
80°-90°	25.6	0.4
90°-100°	0.0	0.0
100°-110°	0.0	0.0
110°-120°	0.0	0.0
120°-130°	0.0	0.0
130°-140°	0.0	0.0
140°-150°	0.0	0.0
150°-160°	0.0	0.0
160°-170°	0.0	0.0
170°-180°	0.0	0.0
0°-90°	5936.3	100.0
0°-180°	5936.3	100.0



REPORT NUMBER: P672711

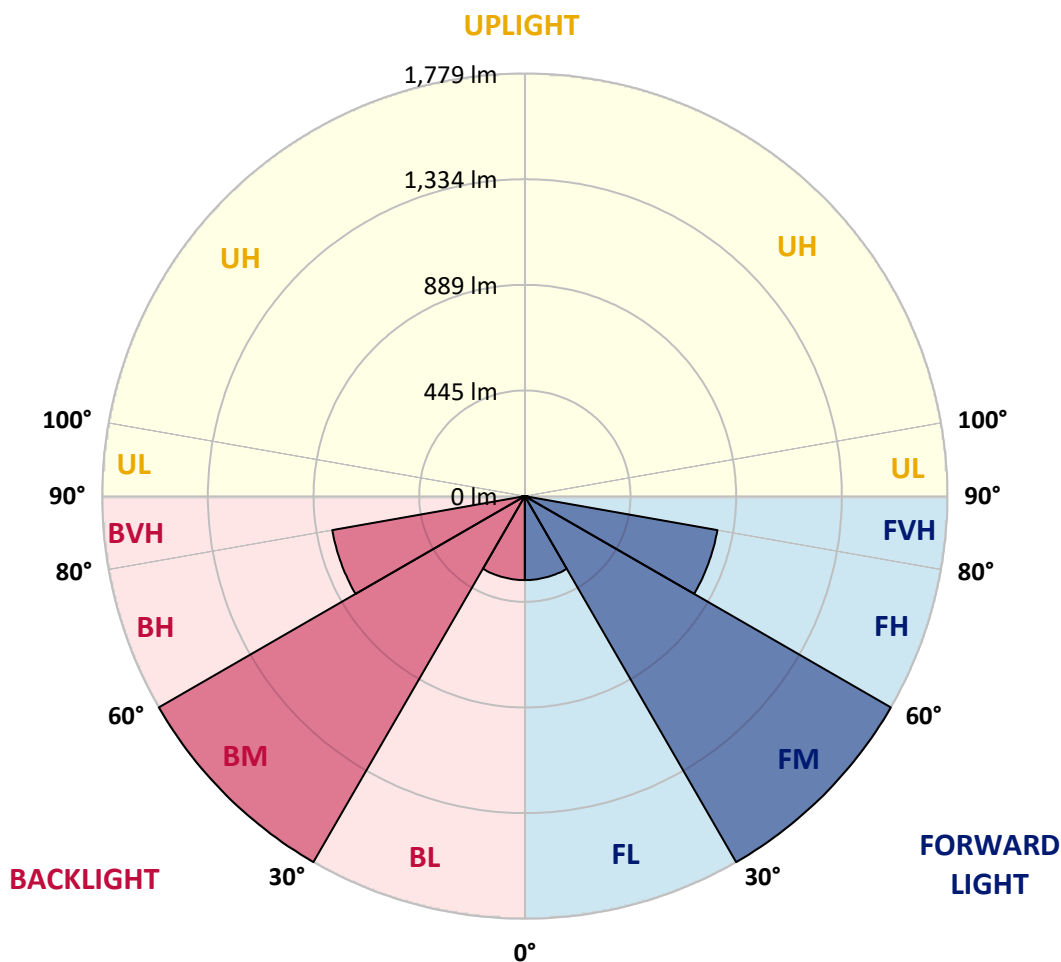
CATALOG NUMBER: CCP-SA-1D-760-U-5NQ

LUMINAIRE CLASSIFICATION SYSTEM LUMEN TABLE AND BUG RATING:

Zone	Lumens	% Fixture	Zone Rating/Lumen Limit		
			B	U	G
FL (0°-30°)	353.4	6.0			
FM (30°-60°)	1778.9	30.0			
FH (60°-80°)	823.1	13.9			G1/1800
FVH (80°-90°)	12.8	0.2			G1/100
BL (0°-30°)	353.4	6.0	B1/500		
BM (30°-60°)	1778.9	30.0	B2/2500		
BH (60°-80°)	823.1	13.9	B2/1000		G1/1800
BVH (80°-90°)	12.8	0.2			G1/100
UL (90°-100°)	0.0	0.0		U0/0	
UH (100°-180°)	0.0	0.0		U0/0	

BUG Rating: B2-U0-G1

Type V Short





REPORT NUMBER: P672711

CATALOG NUMBER: CCP-SA-1D-760-U-5NQ

CANDELA DISTRIBUTION (FULL):

	0°	5°	15°	25°	35°	45°	55°	65°	75°	85°	90°
0°	682.6	682.6	682.6	682.6	682.6	682.6	682.6	682.6	682.6	682.6	682.6
2.5°	686.3	684.2	686.3	686.3	685.1	685.5	683.8	683.4	685.5	683.8	683.4
5°	700.5	698.8	700.5	699.3	697.2	697.6	695.1	694.3	696.8	694.3	694.7
7.5°	716.8	713.9	714.7	716.0	713.9	713.9	711.8	710.5	711.8	709.3	710.9
10°	730.6	728.1	729.3	731.0	730.6	731.8	729.7	728.9	727.6	724.7	727.2
12.5°	748.5	747.7	749.3	751.4	750.6	752.2	747.7	746.4	746.0	742.7	745.6
15°	771.9	769.8	772.7	775.2	773.9	776.9	773.1	771.4	769.4	765.2	767.7
17.5°	795.2	793.6	797.7	799.0	799.4	801.9	799.0	796.5	795.6	792.7	791.1
20°	823.2	821.1	824.4	826.9	824.8	827.8	826.5	824.8	824.0	819.4	819.0
22.5°	854.5	851.5	856.6	859.5	856.6	859.5	857.0	856.6	857.0	850.3	851.1
25°	889.5	889.9	894.9	897.0	895.4	897.0	893.3	895.8	894.5	887.4	884.9
27.5°	934.6	932.9	938.3	944.6	940.4	940.4	938.7	941.3	940.8	934.2	932.5
30°	987.1	986.7	994.7	998.4	992.6	990.1	989.6	995.9	996.3	989.2	986.3
32.5°	1042.2	1042.2	1051.8	1056.4	1048.1	1046.4	1044.7	1053.1	1051.8	1042.2	1036.0
35°	1102.7	1100.2	1113.1	1119.8	1111.5	1106.5	1105.6	1113.1	1111.5	1098.1	1090.6
37.5°	1162.4	1164.0	1179.1	1186.6	1176.6	1170.3	1172.4	1177.4	1177.8	1163.2	1155.3
40°	1235.4	1235.8	1254.6	1260.4	1247.5	1237.9	1240.8	1252.1	1251.2	1233.3	1223.3
42.5°	1317.2	1315.5	1338.9	1343.9	1326.3	1308.0	1316.7	1334.3	1338.4	1318.4	1308.0
45°	1404.8	1407.3	1431.5	1436.9	1409.4	1386.0	1404.8	1431.1	1436.5	1414.8	1401.9
47.5°	1511.2	1514.1	1543.3	1545.4	1514.1	1483.6	1508.7	1542.9	1545.0	1514.9	1499.9
50°	1632.6	1642.6	1675.1	1679.3	1648.4	1609.2	1645.1	1675.6	1667.6	1627.6	1613.8
52.5°	1770.3	1778.2	1829.1	1846.6	1819.5	1777.4	1806.1	1824.9	1799.5	1746.9	1725.6
55°	1887.5	1900.9	1968.4	2021.9	2042.3	2010.6	2007.2	1979.7	1908.8	1828.7	1806.6
57.5°	1920.5	1933.4	2038.1	2175.8	2297.2	2313.1	2239.6	2101.5	1948.8	1825.3	1802.8
60°	1786.5	1804.1	1957.2	2217.9	2566.3	2709.8	2444.5	2112.0	1845.0	1679.3	1650.9
62.5°	1403.1	1435.7	1633.4	2042.3	2674.8	3071.2	2528.8	1932.1	1531.6	1335.9	1298.4
65°	763.1	791.1	1009.3	1522.0	2454.9	3148.3	2322.3	1471.1	1001.7	805.2	784.8
67.5°	286.2	306.7	406.8	752.2	1735.6	2691.5	1762.8	842.4	454.8	326.3	297.5
70°	121.8	124.3	147.3	262.0	789.0	1751.1	902.4	286.2	151.9	122.7	119.3
72.5°	87.6	88.0	94.3	116.0	240.3	768.1	272.9	120.2	92.6	83.4	83.4
75°	70.1	70.5	74.3	83.9	113.5	226.1	117.7	84.3	71.8	65.5	64.7
77.5°	55.1	55.9	59.7	65.5	75.9	103.5	79.7	66.3	57.6	51.7	50.9
80°	40.9	42.1	47.1	50.1	53.4	68.8	58.0	51.7	45.9	39.6	38.4
82.5°	27.1	28.4	35.0	37.1	36.7	43.4	40.1	39.6	35.0	26.3	25.0
85°	16.3	17.1	22.5	24.2	22.5	21.3	25.5	27.5	24.6	17.1	15.9
87.5°	7.1	7.1	10.0	10.4	10.0	7.9	12.1	14.2	14.6	8.8	7.9
90°	0.0	0.0	0.0	0.0	0.0	0.0	0.0	0.0	0.0	0.0	0.0

(END OF REPORT)